

Big Blue® 800 Series

**Diesel Engine-Driven
Welder/AC Generator** 

Quick Specs



Heavy Industrial Applications

Pipe welding
Maintenance and repair rigs
Mechanical contractor
Construction
Mining maintenance
Railroad maintenance

Processes

Stick (SMAW)
MIG (GMAW)*
Flux-cored (FCAW)*
RMD®**
Pulsed MIG (GMAW-P)**
DC TIG (GTAW)
Submerged arc (SAW)
Stud welding—1/2 inch (13 mm)
Air carbon arc (CAC-A)
1/2-inch (13 mm) carbons

Output Range

Single weld mode CC: 40–800 A, CV: 15–50 V
Dual weld mode CC: 20–400 A, CV: 15–50 V

Generator Output Rated at 104°F (40°C)

3-phase 27,000 watts peak, 20,000 watts continuous
1-phase 15,000 watts peak, 12,000 watts continuous

Accu-Rated™ – Not Inflated Generator Power


*With wire feeder. **With ArcReach Smart Feeder.

The most powerful lineup of diesel welder/generators in the industry.

The Big Blue 800 Series offers 800 amps of weld power and 27,000 watts of peak generator power and is ideal for dual-operator applications on labor intensive jobsites, or jobsites with limited space.

USA models shown are



 **Heavy-duty low-speed T4F and T4i industrial diesel engines.**
The cleanest, greenest diesel power available. Utilizes diesel oxidation catalyst (DOC) technology in T4F models to keep the air clean with **NO** exhaust aftertreatment maintenance.

WIRELESS INTERFACE CONTROL



NEW!

Full control of your machine in the palm of your hand. See page 3.



Optimized arc control for stick welding applications. See page 3.



Parameter control at the wire feeder or pendant without needing a control cord. See page 3.



Big Blue® 800 Duo Pro

Multioperator work platform delivers two premium arcs (up to 400 amps each) allowing welding operators to work independently with no arc interaction.

Big Blue® 800 Duo Air Pak™

All-in-one welder/generator eliminates the need for an auxiliary air compressor. The industrial Ingersoll Rand screw-type air compressor is ideal for gouging and running pneumatic tools.



Welder/generator is warranted by Miller for three years, parts and labor.

Engine is warranted separately by engine manufacturer.

Air compressor is warranted separately by Ingersoll Rand.



Miller Electric Mfg. LLC

An ITW Welding Company
1635 West Spencer Street
P.O. Box 1079
Appleton, WI 54912-1079 USA

Equipment Sales US and Canada

Phone: 866-931-9730
FAX: 800-637-2315
International Phone: 920-735-4554
International FAX: 920-735-4125

MillerWelds.com



Big Blue® 800 Series Features

Digital meters with SunVision™ technology enable welding parameters to be viewed with greater clarity than analog meters — at virtually any angle. Meters can be seen clearly even in direct sunlight.

Standard 14-pin receptacle with Auto-Remote Sense™ for simple connection of remote controls and wire feeders.

Vandalism lockout. Lockable hinged steel panels cover and protect name plate, gauges and ignition switch (padlock included).



Simple paralleling switch makes switching from a single operator to dual operators a breeze. Weld up to 400 amps per side when set up in dual-operator mode, or up to 800 amps in single-operator mode.



Ingersoll Rand ultra-reliable industrial rotary screw compressor (Air Pak™ models only). 30,000-hour life expectancy. Independent on/off control for applications not requiring compressed air — allows greater fuel savings and longer compressor service intervals.



Big Blue 800 Duo Pro model shown



Arc control is beneficial when welding with stick and solid wires for easier fine-tuning of tough-to-weld materials and out-of-position applications.

Electronic engine display simultaneously displays fuel level, engine hours, coolant temperature, oil pressure, battery volts, engine rpm, and air pressure. It also tracks oil change intervals, compressor hours, and displays engine diagnostics for quick and easy servicing.



20,000 watts of pure generator power. Plug in an extra Miller® inverter-based power source for a second welding arc.

Industrial USB port. Quickly upload the latest software and download machine log files.



HD powder coat with zinc-rich primer protects sheet metal from rust and corrosion.

Standard features include ArcReach® technology, digital preset weld meters, automatic idle, 120-volt block heater and Dynamic DIG™.

Welder Truck Specific Models

The Big Blue 800 Duo Air Pak (USA model only) is available in welder truck specific models, which have the critical controls and side A controls located within easy reach of a ground-based operator when the machine is mounted on the bed of a large-body truck. This version also includes standard hardware upgrades including ArcReach® remote control technology, air cleaner restriction indicators, FA-1D lockable flame arrestor fuel cap **043947** and spark arrestor **195012**. The rear-mounted desiccant air dryer system **195117001** is available as a field installation option.



The lower control panel has the following controls: air compressor on/off switch and engine control switch.

Pair any Miller® ArcReach accessory for complete remote control of welding processes and parameters right at the weld joint.

Big Blue® 800 Series Technologies

Dynamic DIG™ technology



Ultra-adaptive arc control. Unlike conventional DIG that provides a preset amount of short-clearing current, Miller-exclusive Dynamic DIG technology works on a time-based algorithm that automatically

adjusts the amount of current required to clear a short. Delivers a smoother more consistent arc that can be tailored to match application, material, fit-up and welder technique.

ArcReach® technology



Parameter control at the wire feeder or pendant without needing a control cord.

An ArcReach system allows you to change weld settings from your ArcReach feeder or stick/TIG remote, saving a trip to the power supply. ArcReach technology uses the existing weld cable to communicate welding control information between the feeder or stick/TIG remote and the power source. This technology eliminates the need for control cords, and their associated problems and costs.

ArcReach-equipped power sources work with non-ArcReach accessories; however the ArcReach benefit is only realized with the complete ArcReach system. This includes an ArcReach-equipped machine and one or more of the following accessories:

- ArcReach SuitCase feeder
- ArcReach Smart Feeder
- ArcReach Stick/TIG Remote

See pages 6 and 7 for more information.

Wireless interface control (option)



Work hassle-free with full welder/generator control in the palm of your hand.

With wireless interface control, you can remotely switch between welding processes, adjust parameters, select and save preset programs, turn the machine and air compressor on/off, get service reminders and more from wherever you are on the jobsite — for a more productive day.

Extend time between fill ups and maintenance intervals while eliminating the need to go back to your machine or climb into the truck to make adjustments.

Wireless interface control is a factory-installed option available on the Big Blue 800 Series. Big Blue 800 Duo Series machines include two remote pendants so both operators have full control of their processes and parameters.

VIEW STATUS

View engine status, fuel level, battery charge level of remote and air compressor on/off.

SELECT PROCESSES

View and select between all available processes.

CONTACTOR ON/OFF

Turn contactor on/off manually in remote welding mode.

ENGINE ON/OFF

Turn engine on/off with remote.



CUSTOM PROGRAMS

Save custom presets in up to four programs and easily switch between pre-programmed settings.

FINE-TUNE ARC

Quickly adjust and save arc control settings including DIG, DIG range inductance and Auto-Stop.

AMP/VOLT ADJUST

Adjust amperage or voltage, by increments or percentage while welding.

Big Blue® 800 Series Benefits

Easily update technology



With the industrial USB port, you can easily upload the latest software and download machine log files to retrieve in-depth information from your machine such as diagnostics and statistics.

Visit MillerWelds.com/support to download the latest software updates.

Multi-arc welding



Multiprocess welding has never been easier or more versatile. One dependable engine, two independent arcs with up to 400 amps each. Or plug in additional inverters for a true multiprocess work platform. For example, you can add two XMT® multiprocess machines to allow four

operators to weld with up to 200 amps each. Premium quality arcs allow operators to work independently with no arc interaction.

More arcs provide better fuel economy, improve efficiency and increase profits. You can save about 34 percent with a dual-operator unit versus two single-operator units.

Jobsite safety



Reduce the need to walk back to or climb into the truck bed to make process and parameter changes, or turn your machine on/off. ArcReach® technology provides

parameter control at the wire feeder or stick/TIG remote and optional wireless interface control provides full front panel control in the palm of your hand, so you can lower the risk of encountering potential jobsite hazards.

Specifications (Subject to change without notice.)



Weld Mode/ Process	Output Mode	Weld Output Range	Weld Output at 100% Duty Cycle Rated at 104°F (40°C)	Max. Open-Circuit Voltage	Generator Power Output Rated at 104° F (40° C)***	Dimensions	Net Weight
CC/DC (Stick/TIG)	Separate (dual outputs)	20–400 A	400 A at 36 V* (each side)	85 VDC 30 VDC**	3-phase: 27,000 watts peak 20,000 watts continuous 1-phase: 15,000 watts peak 12,000 watts continuous	H: 46 in. (1,168 mm) W: 28.5 in. (724 mm) D: 69.5 in. (1,765 mm) <i>Add 7.5 in. (191 mm) to height for exhaust pipe</i>	Duo Pro 1,869 lb. (847.8 kg) Duo Air Pak 2,095 lb. (968.4 kg) <i>Add 165 lb. (75 kg) when fuel tank is full</i>
	Paralleled (combined)	40–800 A	700 A at 44 V* 800 A at 38 V				
CV/DC (MIG/FCAW)	Separate (dual outputs)	15–50 V	400 A at 34 V* (each side)				
	Paralleled (combined)	15–50 V	750 A at 40 V* 800 A at 38 V				

*Meets NEMA and IEC ratings. **Sense voltage for stick and Lift-Arc™ TIG. ***Will operate either 60 Hz or 50/60 Hz power tools, lights, etc.

Certified by Canadian Standards Association to both the Canadian and U.S. Standards.

Engine Specifications (Engines warranted separately by the engine manufacturer.)

	Model	Engine Brand	Features	HP	Type	Engine Speeds	Sound Levels at 23 ft. (7 m)	Capacities	Automatic Engine Shutdown
USA	Big Blue 800 Duo Pro	Deutz TD2.9 L4	EPA Tier 4 Final compliant, includes 120 V block heater	65.7	Turbo-charged four-cylinder, liquid-cooled industrial diesel	Idle: 1,350 rpm Weld: 1,800 rpm	Idle: 71.3 dB (96.1 Lwa) Weld (800 A load): 78.9 dB (103.7 Lwa)	Fuel: 25 gal. (95 L) Oil: 8.5 qt. (8 L) Coolant: 16 qt. (15.2 L)	Low oil pressure, high coolant temperature, low fuel level
	Big Blue 800 Duo Air Pak								
International	Big Blue 800X Duo Air Pak	Deutz TD2011L04w	EPA Tier 4i compliant, includes oil pan and intake manifold heater	63.4				Fuel: (95 L) 25 gal. Oil: (10.4 L) 11 qt. Coolant: integrated oil	Low oil pressure, high coolant temperature, low fuel level

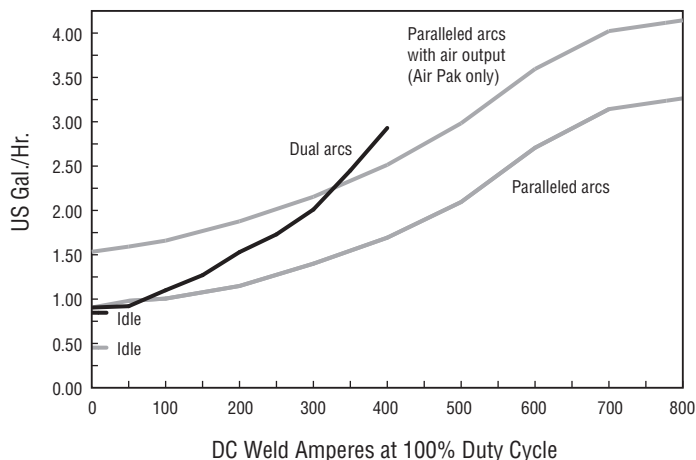
Note: Big Blue models are rated at IP23S.

Air Compressor (Air Pak™ models only. Air compressor warranted separately by Ingersoll Rand.)

Compressor Brand	Features	Free Air Delivery	Working Pressure Constant	Duty Cycle	Oil Capacity	Automatic Compressor Shutdowns
Ingersoll Rand CE55 G1	Rotary screw with electric clutch for on/off. Oil change intervals of 500 hours. Life expectancy of 30,000 hours.	Idle: 40 cfm (1.13 m³/min.) Run: 60 cfm (1.70 m³/min.)	100 psig (7 bar)	100%	4 qt. (3.79 L)	Oil temperature

Performance Data

Fuel Consumption Curve



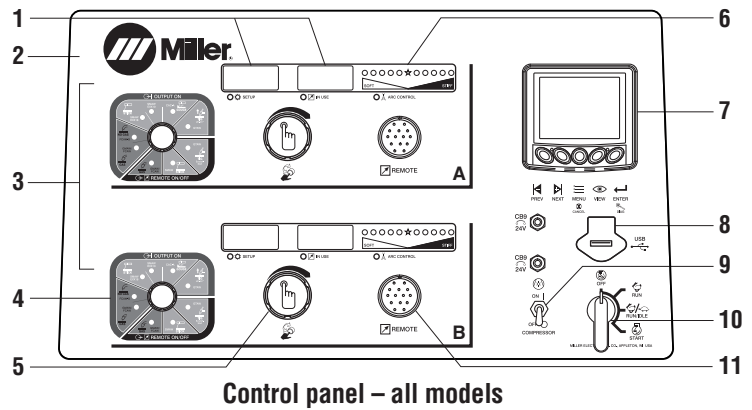
Simultaneous Welding And Power

Weld Amperes	Total Aux. Power Available (Watts)	
	1-Phase*	3-Phase
No Weld Output	16,000	20,000
200 A at 28 V	16,000	20,000
300 A at 32 V	16,000	20,000
400 A at 36 V	16,000	18,000
500 A at 40 V	14,000	12,500
600 A at 40 V	10,500	8,700
700 A at 44 V	6,500	0
800 A at 44 V	4,000	0

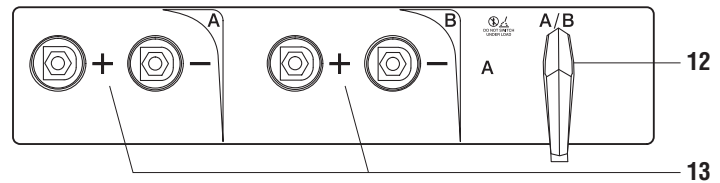
*Single-phase listings include 4,000 watts from the exciter stator.

Function Guide

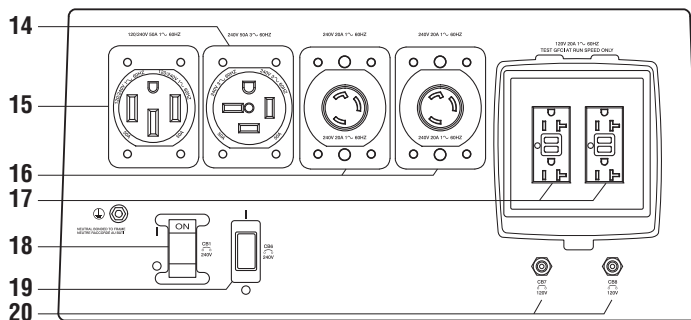
1. **Self-calibrating digital weld meters with fault code indication** display preset or actual weld parameters.
2. **Weatherproof Lexan® nameplate** is super durable and resists cracking and fading.
3. **Operator controls.** Independent controls for multi-arc welding. “A” controls are for single operator and “B” controls are for a second operator.
4. **Weld process selection switch**
5. **Pushbutton main control knob** used for adjusting amperage/voltage, adjusting arc control, and accessing the service menu.
6. **Adjustable arc control** adjusts DIG when process control is in stick modes and adjusts inductance when process control is in FCAW or MIG modes. The amount of DIG determines how much amperage (heat) varies with stick arc length. Inductance determines the “wetness” of the weld puddle.
7. **Electronic engine display** can display fuel level, engine hours, coolant temperature, oil pressure, battery volts, engine rpm, air pressure, and compressor hours simultaneously or one at a time. Also tracks oil change intervals and displays engine diagnostics for service technicians.
8. **USB port** allows software updates from a USB drive. A summary file of recorded data from the unit will be saved to a USB drive that is inserted.
9. **Air compressor on/off switch (Air Pak™ models only)**
10. **Engine control switch** is used to start engine and then select between auto idle and high speed lock. Glow plug operation is controlled by the engine control module and automatically occurs as needed by ambient conditions.
11. **Standard 14-pin receptacle** for simple connection of remote controls and wire feeders. Includes **Auto Remote Sense™** which automatically switches from panel to remote amperage/voltage (A/V) control with remote connected. Eliminates confusion of a panel/remote switch.
12. **Separate/parallel switch.** Use switch to select single operator mode (A) or dual operator mode (A/B).
13. **Weld output terminals**



Control panel – all models

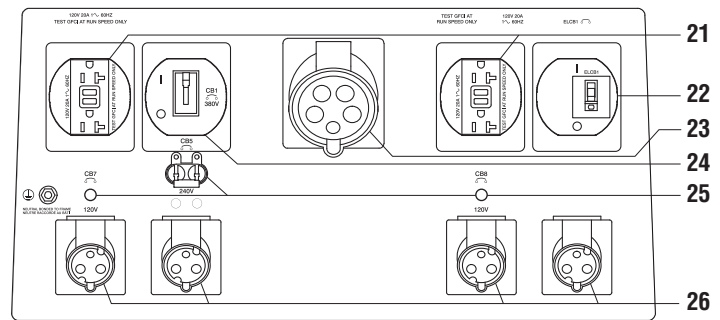


Terminal panel – all models



Receptacles and circuit breakers – USA models

14. **50 A, 240 V, three-phase receptacle**
Note: For matching plug, order 254140.
15. **50 A, 120/240 V receptacle** *Note: For matching plug, order 119172.*
16. **20 A, 240 V receptacles**
17. **20 A, 120 V receptacles with ground fault**
18. **50 A circuit breaker**
19. **20 A, 240 V circuit breaker**
20. **20 A, 120 V circuit breakers**



Receptacles and circuit breakers – International models

21. **20 A, 120 V receptacles with ground fault**
22. **240 V earth leakage circuit breaker**
23. **32 A, 400 V three-phase receptacle**
Note: For matching plug, order 255421.
24. **30 A, three-phase circuit breaker**
25. **120 V and 240 V circuit breakers**
26. **16 A, 120/240 V receptacles**
Note: For matching plugs, order 255419 for 120 V and 255416 for 240 V.

Genuine Miller® Accessories

Wireless Interface Control Protective Covers

287594 Field

Five-pack of screen protectors for wireless interface control remote.



Desiccant Air Dryer System

195117 Side mount

195117001 Rear mount

For Air Pak™ models only. A regenerating inline air dryer system that eliminates moisture in the air stream to prevent air tool freeze-ups in cold climates. Internal thermostat and heating elements ensure good air quality in all climates. The system can be mounted on the side or on the rear of the machine to meet your installation requirements.



Female Receptacle

Full KVA Adapter Cord

300517 Field
NEMA 14-50P to NEMA 6-50R. Adapts engine drive 120/240 V plug to common Millermatic® and Spectrum® 240 V plug.



Full KVA Plug Kit

119172 1-phase, 120/240 V, 50 A plug (NEMA 14-50P)

254140 3-phase, 240 V, 50 A plug (NEMA 15-50P)



International Plugs

255416 1-phase, 240 V, 16 A plug

255421 3-phase, 400 V, 32 A plug

Engine Filter Kits

262459 For USA models

246988 For International models

Includes all filters required for proper engine maintenance. Oil filter, primary and secondary fuel filter, and primary air filter.

Compressor Kit

279121 Field
For Air Pak models only. Includes oil and all filters required for proper compressor maintenance. Oil filter, air filter and coalescing filter.



Spark Arrester Kit

195012 Field
Prevents particles from leaving the muffler that could

potentially start a fire. Mandatory when operating on California grasslands, brush, or forest-covered land, and in all national forests. For other areas, check your state and local laws. Meets U.S. Forest Service standard 5100-1B.



FA-1D Lockable Flame Arrester

Fuel Cap 043947 Field

Fuel cap can be padlocked to prevent vandalism. A built-in flame arrester prevents flames or sparks from entering the fuel tank.

Remote Output Panel Kit

951850 Field
If your welder/generator is mounted on a truck, easily locate the outputs at the point of use with the auxiliary power and weld output remote panel. See literature AY/20.5.



Big Blue 500–800 Pro

Cold Weather Kit

301482 Field

Adjustable, steel-hinged cover for operating in extremely cold conditions.



Cable Holder

043946 Field

Saddle-bag-style cable holder. Convenient wrap-around storage of coiled cable for transportation. Stores 100 feet of 2/0 cable on each side.

Note: For best results do not weld when cable is coiled! Protective cover cannot be used with cable holder.



Protective Cover

301113 Field

Blue water-resistant canvas cover resists stains and mildew, and protects the finish of your welder.

Note: Protective cover cannot be used with cable holder.

MIG (GMAW) or Flux-cored (FCAW)



ArcReach® Smart

Feeder 951733

For use with ArcReach models only (see page 3 for more information).

Includes drive rolls and Bernard® PipeWorx 300-15 MIG gun.

For MIG, FCAW, and advanced RMD® and pulse processes. See literature M/6.55



ArcReach® SuitCase® 8

951726 With Bernard® BTB Gun 300 A

951727 With Bernard® S-Gun™

951728 With Bernard® Dura-Flux™ gun

ArcReach® SuitCase® 12

951729 With Bernard® BTB Gun 300 A

951730 With Bernard® S-Gun™

951731 With Bernard® Dura-Flux™ gun

ArcReach® SuitCase® 12 Heavy Duty

301604 Feeder only — for 3/32-inch cored wire

Portable feeder designed to run off of arc voltage. When paired with an ArcReach power source, provides remote control of the power source without a control cord — saving time and money. See literature M/6.55.



SuitCase® 12RC

Wire Feeder 951580

Lightweight and flexible enough to run wires up to .062-inch diameter. Includes remote voltage control, drive roll kit and Bernard® BTB Gun 300 A. See literature M/6.5.

MIG (GMAW)/Flux-cored (FCAW) Guns

See Bernard® literature SP-BTB for BTB air-cooled MIG guns, and SP-DF for Dura-Flux™ self-shielded flux-cored guns.



Spoolmatic®

30A

Spool Gun

130831

Air-cooled, 200-amp, spool gun for

aluminum and stainless MIG. See literature M/1.73. Requires WC-24 Control **137549**.

XR™ Wire Feeders and Guns

Push-pull system designed to handle difficult-to-feed soft alloy wires such as aluminum. See literature M/1.7 through M/1.74.

AC TIG (GTAW) Welding



Dynasty®

210 Series

For portable

AC/DC TIG.

See literature

AD/4.81.

Genuine Miller® Accessories (Continued)

Plasma Cutting



Spectrum 375 X-TREME and 625 X-TREME shown.

Spectrum® 375 X-TREME™ 907529

See literature PC/9.2.

Spectrum® 625 X-TREME™ 907579

See literature PC/9.6.

Spectrum® 875 907583

See literature PC/9.8.

The Spectrum 375 X-TREME and 625 X-TREME come complete with protective X-CASE™ (not shown).

Stick/TIG Remote Controls



ArcReach® Stick/TIG Remote 301325

When paired with an ArcReach power source, provides remote control of the power source without a cord — saving time and money. See literature AY/14.5.



Wireless Remote Hand Control 301582

For remote current, voltage and contactor control. Receiver plugs directly into the 14-pin receptacle of Miller machine. 300-foot (91.4 m) operating range.

Wireless antenna kit **300749** is recommended.

Wireless Antenna Kit 300749

Optional when improved reception is desired.



RHC-14 Hand Control 242211020

Miniature hand control for remote current, voltage and contactor control. Dimensions: 4 x 4 x 3.25 inches (102 x 102 x 82 mm). Includes 20-foot (6 m) cord and 14-pin plug.

Extension Cables for 14-Pin Remote Controls or 24 VAC Wire Feeders

242208025 25 ft. (7.6 m)

242208050 50 ft. (15.2 m)

242208080 80 ft. (24.4 m)

Trailers and Hitches (Note: Trailers are shipped unassembled.)



4 West Four-Wheel Steerable Off-Road Trailer 042801

A heavy-duty 2,550-pound (1,157 kg) capacity trailer designed for use in mines, quarries, and other rough terrain. Has narrow 22-foot (6.7 m) turning radius. Includes 3-inch (76 mm) lunette eye, universal hitch and safety chains.



HWY-225 Trailer 301338

A 2,700-pound (1,225 kg) capacity highway trailer with welded steel tubing frame, heavy-duty axle with roller bearing hubs and leaf-spring suspension. Includes jack stand, fenders, lights, and dual hitch with 2-inch (50 mm) ball hitch and 3-inch (76 mm) lunette eye.

Cable Tree 043826

For use with HWY-225. Provides an area to conveniently wrap weld cables and extension cords.



Dual Hitch 301441

For use with HWY-225. 2-inch (50 mm) ball hitch and 3-inch (76 mm) lunette eye in one reversible assembly.

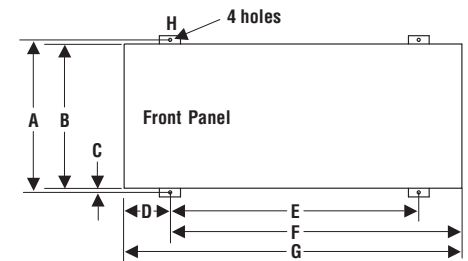


2-In-1 Document/Fire Extinguisher Holder 301236

For use with HWY-225. Stores documents and holds a 5-pound fire extinguisher.

Note: Holder shown mounted on trailer. Fire extinguisher not included.

Mounting Specifications



A. 29.812 in. (757 mm)

B. 27.5 in. (699 mm)

C. 1 in. (25 mm)

D. 11.625 in. (295 mm)*

E. 46.375 in. (1,178 mm)*

F. 58 in. (1,473 mm)*

G. 69.5 in. (1,765 mm)

H. .562 in. (14 mm) dia.

Height:

46 in. (1,168 mm) to top of cover
Add 7.5 in. (191 mm) to heights for exhaust pipe
(Exhaust measurement subject to change.)

Width:

28.5 in. (724 mm) (mounting brackets turned in)
30.75 in. (781 mm) (mounting brackets turned out)

*With mounting brackets in center position.
Dimensions vary with location of mounting brackets.

Trailer Specifications (Subject to change without notice.)

Model	Gross Axle Weight Rating	Gross Vehicle Weight Rating	Net Payload	Height of Bed	Road Clearance	Track (Center to center of tires)	Standard Tires (Standard rating or P-size rating)	Dimensions	Net Weight
4 West	2,000 lb./axle (907 kg/axle)	3,000 lb. (1,361 kg)	2,550 lb. (1,157 kg)	21.25 in. (540 mm)	8 in. (203 mm)	55.25 in. (1,403 mm)	B78-13	Length: 91 in. (2,311 mm)* Width: 61.25 in. (1,556 mm)	420 lb. (191 kg)
HWY-225	3,500 lb. (1,588 kg)	2,999 lb. (1,360 kg)	2,700 lb. (1,225 kg)	19 in. (483 mm)	7.5 in. (191 mm)	50 in. (1,270 mm)	ST175/80R-13 Load Range D	Length: 105.5 in. (2,680 mm) Width: 56.5 in. (1,435 mm)**	280 lb. (127 kg)

*Does not include tongue. **Width at outside of fenders.

Ordering Information

Equipment and Options	Stock No.	Description	Qty.	Price
Big Blue® 800 Duo Pro EPA Tier 4 Final compliant engine	907751 907751001	Base model with 240-volt 3-phase power, ArcReach® and vandalism lockout kit Base model with 240-volt 3-phase power, wireless interface control, ArcReach® and vandalism lockout kit		
Big Blue® 800 Duo Air Pak™ EPA Tier 4 Final compliant engine	907752 907752001 907752003 907752004	Base model with 240-volt 3-phase power, ArcReach® and vandalism lockout kit Welder truck specific model with ArcReach®. See page 2 for more information Base model with 240-volt 3-phase power, wireless interface control, ArcReach® and vandalism lockout kit Welder truck specific model with wireless interface control and ArcReach®. See page 2 for more information		
Big Blue® 800X Duo Air Pak™ (NOT available for sale in the USA)	907763	International model with EPA Tier 4i compliant engine, 400-volt 3-phase power, ArcReach® and vandalism lockout kit		
Field Accessories				
Wireless Interface Control Protective Covers	287594	Five-pack of screen protectors for wireless interface control remote		
Desiccant Air Dryer System (Air Pak models only)	195117 195117001	Side mount Rear mount		
Full KVA Adapter Cord	300517			
Full KVA Plug Kits		See page 6		
International Plugs		See page 6		
Engine Filter Kits		See page 6		
Compressor Kit (Air Pak models only)	279121	Includes oil, plus air, oil and coalescing filters		
Spark Arrestor Kit	195012			
FA-1D Lockable Flame Arrestor Fuel Cap	043947	Padlock NOT included		
Remote Output Panel Kit	951850	For truck mounted welder/generators. Includes auxiliary power and weld output remote panel		
Big Blue 500–800 Pro Cold Weather Kit	301482	For use in extreme cold		
Cable Holder	043946	Stores up to 200 feet of 2/0 cable		
Protective Cover	301113	Canvas cover — will not fit over machine with cable holder attached		
MIG/Flux-cored Welding				
Wire Feeders		See page 6		
MIG (GMAW) and Flux-cored (FCAW) Guns		See Bernard® literature SP-BTB and SP-DF		
Spoolmatic® 30A Spool Gun	130831	Requires WC-24 Control. See literature M/1.73		
WC-24 Control	137549	See literature M/1.73		
XR™ Wire Feeder Control and Guns		See literature M/1.7 through M/1.74		
AC TIG Welding				
		See page 6		
Plasma Cutting				
		See page 7		
Stick/TIG Remote Controls				
ArcReach® Stick/TIG Remote	301325	For use with ArcReach models only		
Wireless Remote Hand Control	301582	Wireless antenna kit 300749 recommended		
RHC-14 Hand Control	242211020			
Extension Cables		See page 7		
Trailers and Hitches				
4 West Four-Wheel Steerable Trailer	042801	Trailer with lunette eye, universal hitch and safety chains. For off-road use		
HWY-225 Trailer	301338	Trailer with lights, fenders and dual hitch. For highway use		
Cable Tree	043826	Trailer-mounted cable holder for HWY-225		
Dual Hitch	301441	Combination 2-inch (50 mm) ball hitch and 3-inch (76 mm) lunette eye in one reversible assembly for HWY-225		
2-In-1 Document/Fire Extinguisher Holder	301236	Stores documents and holds a 5-pound fire extinguisher for HWY-225		

Date:

Total Quoted Price:

Distributed by:

